

TALISHA

WELCOME

WEATHER BALLOON



GUIDED BY :

Mrs. SAJINA SELVARAJ

PRESENTED BY : VINEETH S
ROLL.NO : 29

INTRODUCTION

- Aloft to send back information on atmospheric pressure, temperature, humidity and wind speed
- The major part of the weather balloon is Radiosonde
- Balloon is manufactured from latex.
- NWS currently uses two types of RDF radiosondes:
 - The Vaisala RS-80-57H and
 - The Lockheed Martin Sippican B2
- Radiosondes are tracking with the RRS tracking system
- Rise over 30 km and drift more than 250 km from the release point

RADIOSONDES





What is a Radiosonde?

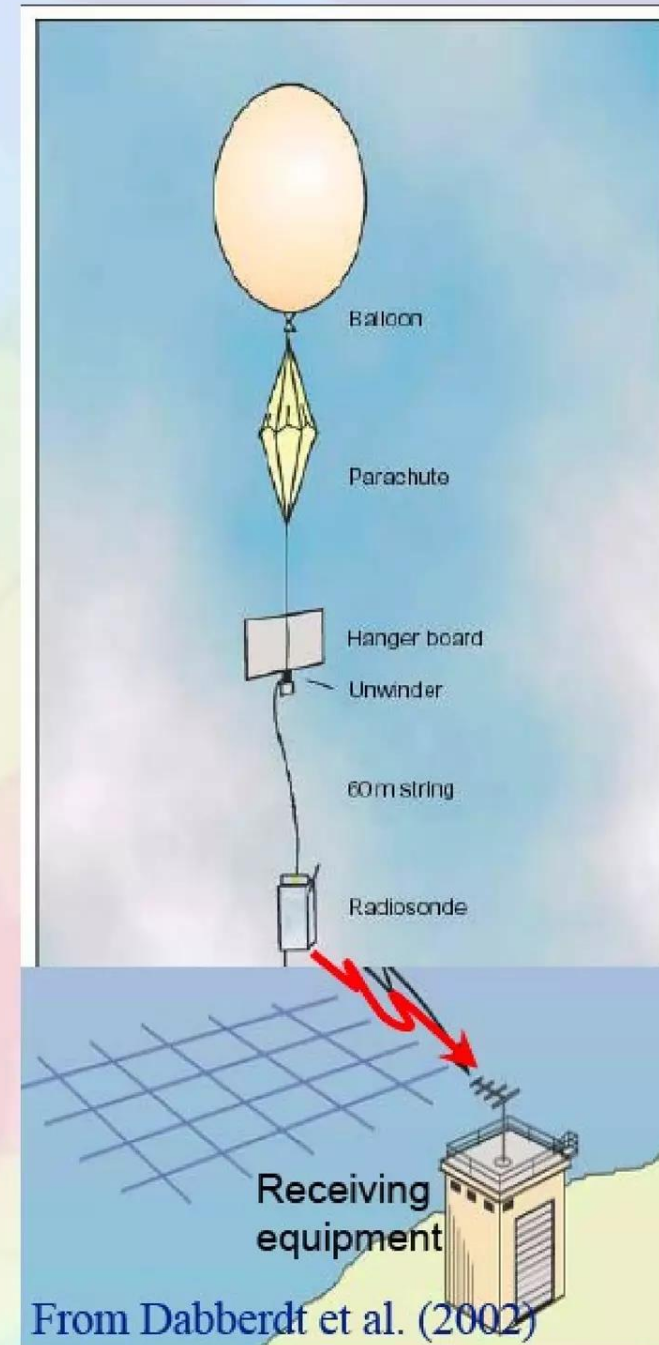
- It is a balloon-based *instrument platform* with radio transmitting capabilities.
- “radio” for the on-board radio transmitter
- “sonde” from French, meaning sounding line

Contd...

- Contains sensors for direct *in-situ* measurements of air temperature, humidity, and pressure
- Provides an indirect measure of wind speed and direction by recording time and position.
- Sensors are linked to a battery powered radio transmitter
- Radio frequency typically ranging from 1676 to 1682 MHz or around 403 MHz

PURPOSE

- To make accurate measurements of atmospheric parameters above the surface and send this information back in as close to real-time as possible
- To know weather aloft in order to forecast accurately





Continuous Evolution of Vaisala Radiosondes

1931
RS11




1983
RS80



1997
RS90



2003



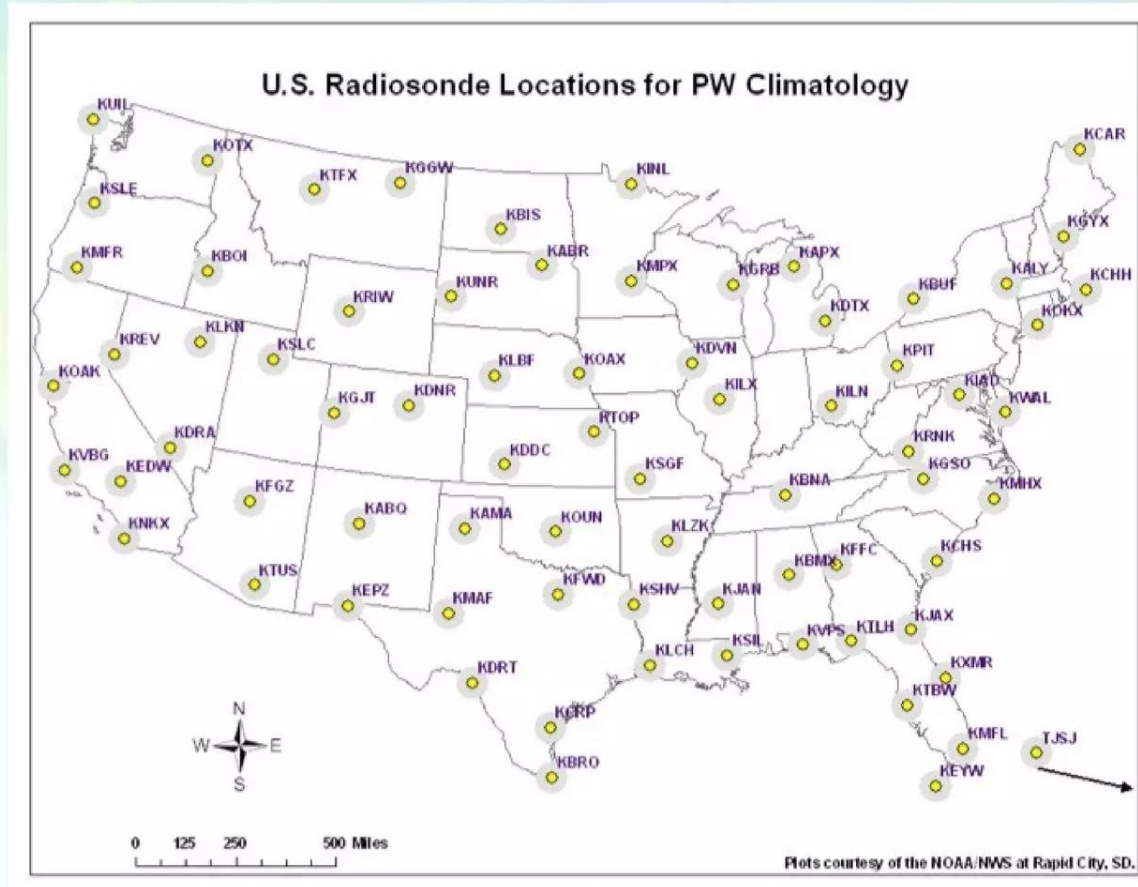
RS90

RS80H

Vaisala RS92

- Code-correlating GPS
- Digital transmission
- Twin Humicaps
- New ground check set
- Smaller/faster T sensor

RADIOSONDE NETWORK

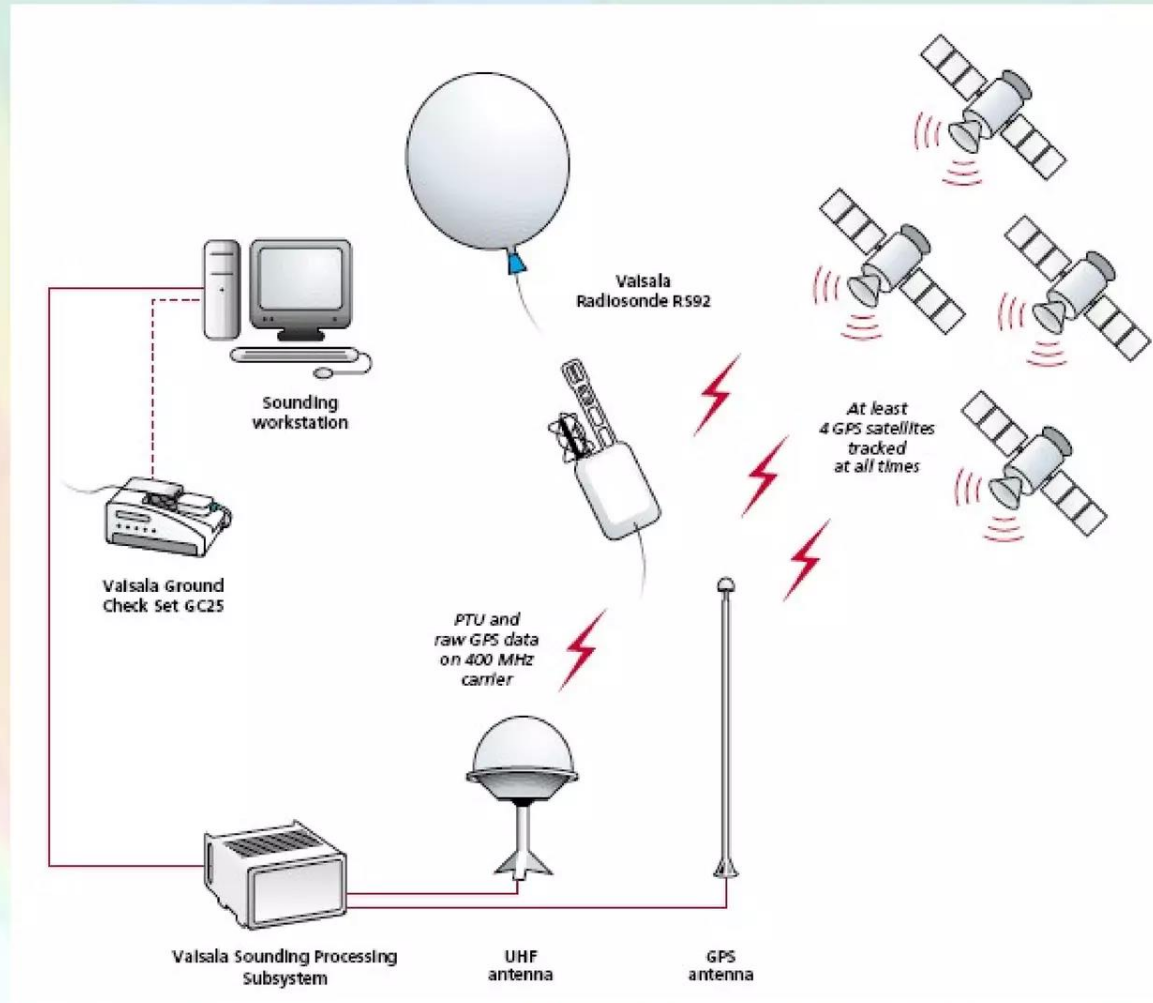


Weather balloons are launched world-wide

Helpful for forecasting and research.

Each location generally launches twice a day in order to help with forecasting.

What Makes Up the Balloon System?



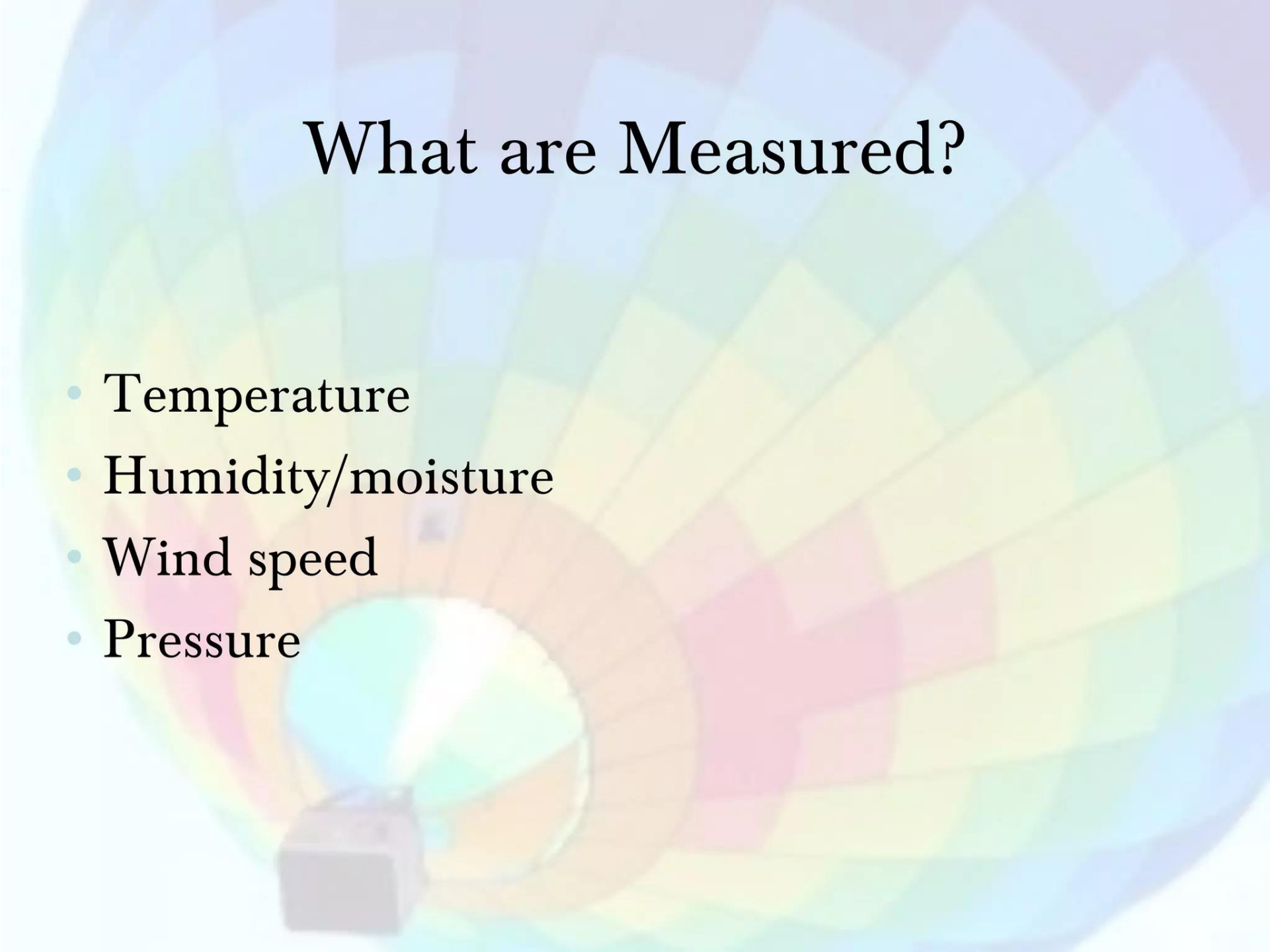
THE BALLOON

- Balloon is filled with helium
- It is attached to the radiosonde via a plastic hook/tether unwinder with cable ties.
- 5 feet in diameter at the time of launch.
- Becomes 24-32 feet before bursting
- Allows sonde to reach altitudes exceeding 25 miles (~ 10 mb).



What are Measured?

- Temperature
- Humidity/moisture
- Wind speed
- Pressure



TEMPERATURE

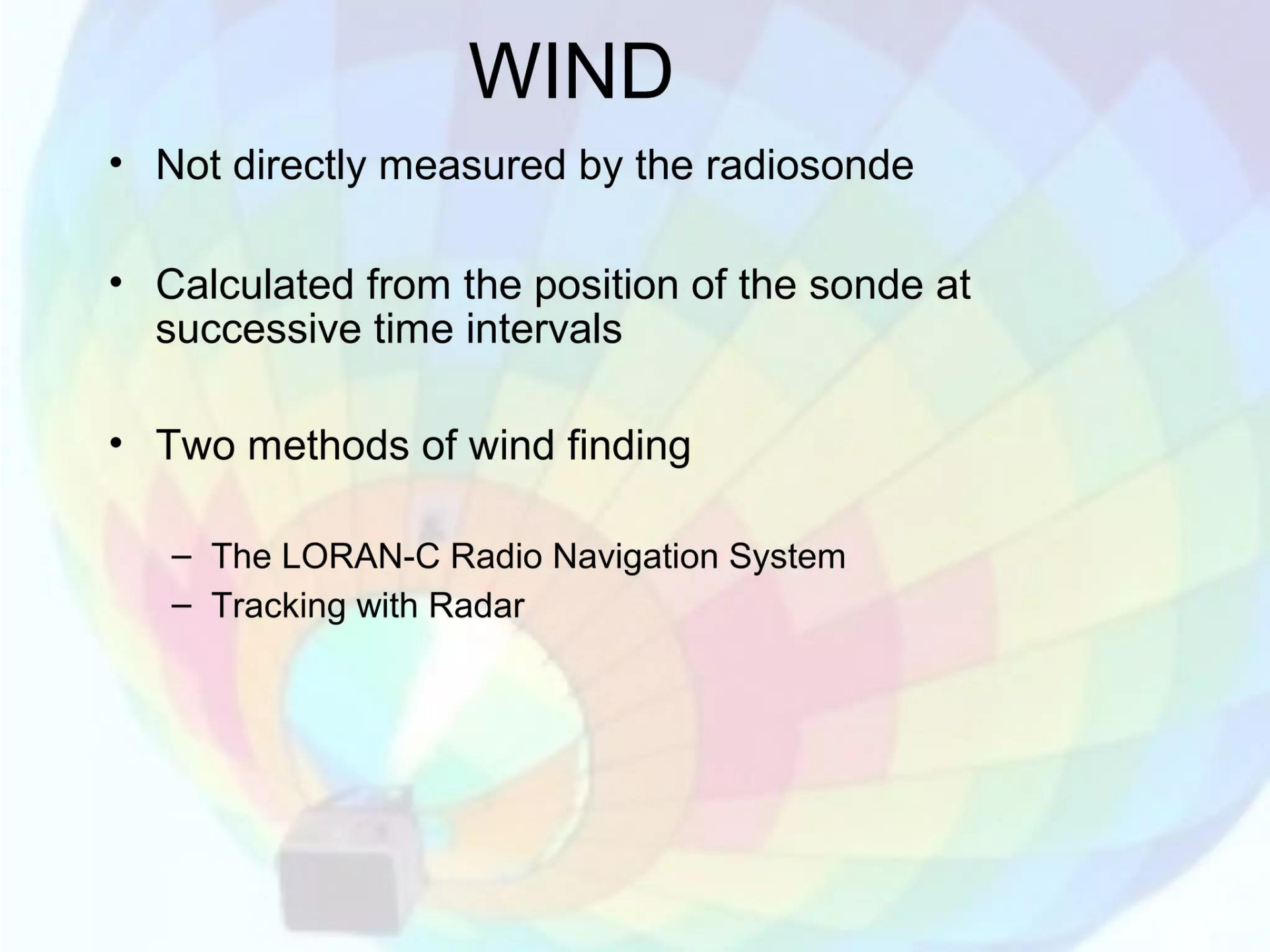
- Measured using the “THERMOCAP” temperature sensor
 - Measuring range +60C to -90C
 - Resolution 0.1C
 - Accuracy +/- 0.2C
 - Lag < 2.5s (at 6ms⁻¹ flow at 1000mb)

HUMIDITY

- measured using the "Humicap" humidity sensor
- This device is a thin-film capacitor
- dielectric used - polymer
 - Measuring range 0% to 100% relative humidity (RH)
 - Resolution 1% RH
 - Accuracy +/- 2% RH
 - Lag < 1s (at 6ms^{-1} flow at 1000mb)

WIND

- Not directly measured by the radiosonde
- Calculated from the position of the sonde at successive time intervals
- Two methods of wind finding
 - The LORAN-C Radio Navigation System
 - Tracking with Radar



PRESSURE

- measured using the "Barocap Pressure Sensor"
- containing two capacitive transducer plates
- The capacitance across two parallel plates is inversely proportional to the plate separation
 - Measuring range 1060mb to 3mb
 - Resolution 0.1mb
 - Accuracy +/- 0.5mb

How the Data is Used

- Most routine radiosonde launches occur at 0000 UTC and 1200 UTC
- Snapshot of an instant in the atmosphere which is very useful for forecasting
- Input for weather prediction models
- Research of weather phenomena like downdrafts, gravity and mountain waves, low-level jets, hurricanes, etc.



Contd...

- Input for air pollution models
- Climate change research
- Ground truth for satellite data
- The pressure locations of the recorded data depend on the balloon's rate of ascent

Contd...

- Data are recorded at the standard pressure levels of 1000, 925, 850, 700, 500, 400, 300, 250, 200, 150, 100, 70, 50, 30, 20 and 10 mb
- The upper air data are routinely ingested by numerical models to be used in forecasting the weather.

72469 DNR Denver Observations at 12Z 14 Jan 2009

PRES hPa	HGHT m	TEMP C	DWPT C	RELH %	MIXR g/kg	DRCT deg	SKNT knot	THTA K	THTE K	THTV K
1000.0	166									
925.0	815									
850.0	1509									
839.0	1625	-0.1	-7.1	59	2.69	250	3	287.1	295.1	287.6
837.0	1644	0.2	-7.8	55	2.55	253	5	287.6	295.2	288.1
830.0	1711	4.0	-7.0	45	2.74	265	10	292.3	300.6	292.8
823.0	1780	5.2	-8.8	36	2.40	277	15	294.3	301.7	294.7
818.0	1829	5.2	-9.5	34	2.28	285	19	294.8	301.9	295.2
816.0	1849	5.2	-9.8	33	2.24	285	19	295.0	302.0	295.4
787.3	2134	2.9	-10.9	35	2.12	290	18	295.6	302.3	296.0

ADVANTAGES

- Scientists doesn't need to retrieve the device to obtain weather data
- Cost is less
- Online measurement is possible
- No need of fuels

DISADVANTAGES

- Humidity readings
 - Measurements at very high atmosphere are not very accurate
 - In extreme dry environments, measurements from radiosonde are too dry
 - In relatively humid environments, the radiosonde is slow to respond to dry layers and therefore sounding is too wet

CONCLUSIONS

- Weather balloon helps us in getting weather conditions before it happen
- Gives information on atmospheric pressure, temperature, humidity and wind speed
- Online device
- Low cost

Thank you

